

Glass Mono Pitch (out of plane) Rooflights



The Twinfix range of high quality rooflights are designed to provide the maximum efficient distribution of natural light, together with a variety of ventilation options.

- Building Regulation Part L compliant design to achieve low U value targets
- Non Fragile in accordance with ACR[M]001:2005 and CWCT TN67
- Ventilation options for Natural Ventilation in accordance with Building Regulation Part F
- Automatic opening vents for smoke ventilation

Twinfix self-supporting Mono Pitch Rooflights are designed to be installed to a weathered builder's pitched kerb.

All Mono Pitch Rooflights are purpose made to suit variable overall kerb sizes, within a span range from 0.6m to 6m and of any length.

Twinfix Mono Pitch Rooflights are manufactured from mill finish or polyester powder coated aluminium extrusions and are glazed with hermetically sealed argon filled double glazed units as standard.

Standard Glazing Options

Glazing	Glazing Options	U-Value	Light Transmission	G-Value
Outer: 4mm Toughened Cavity: 16mm Argon Inner: 6.4mm Laminated with soft Low-E coating	Clear	1.2 W/m ² K	79%	0.70
	Self-Cleaning	1.2 W/m ² K	76%	0.67
	Tinted Bronze	1.2 W/m ² K	53%	0.51
Outer: 6mm Toughened Cavity: 16mm Argon Inner: 6.4mm Laminated with soft Low-E coating	Clear	1.2 W/m ² K	78%	0.68
	Solar Control	1.1 W/m ² K	67%	0.41
	Self-Cleaning	1.2 W/m ² K	76%	0.65
	Tinted Bronze	1.2 W/m ² K	43%	0.42
Other glazing options or specification are available on request				

British Standards

Twinfix Polygons are designed to standard loadings of 640 N/m² (wind) and 750 N/m² (snow) and in accordance with the following British Standards:

- BS 6375 : Part 1 : Weather Tightness
- BS EN 1026 : Air Permeability
- BS EN 1027 : Water Tightness Test
- BS EN 12211 : Wind Resistance Test

Pitch Options

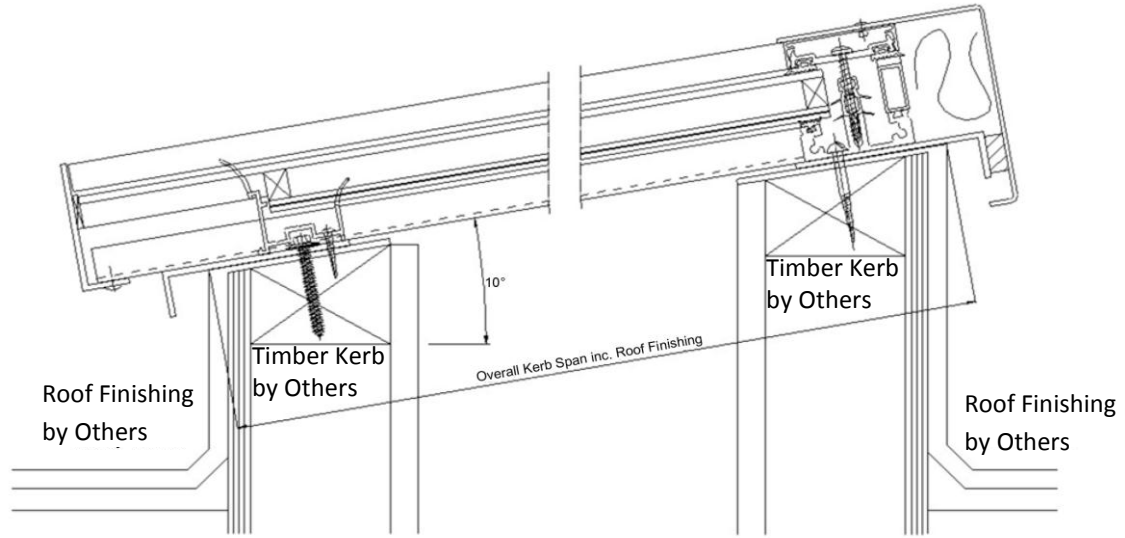
We would always recommend a minimum pitch of 10°, however pitches down to 5° are available.

Standard Mono Pitch Rooflights with stepped edge glazing detail are available with glazing bay centres up to 1000mm.

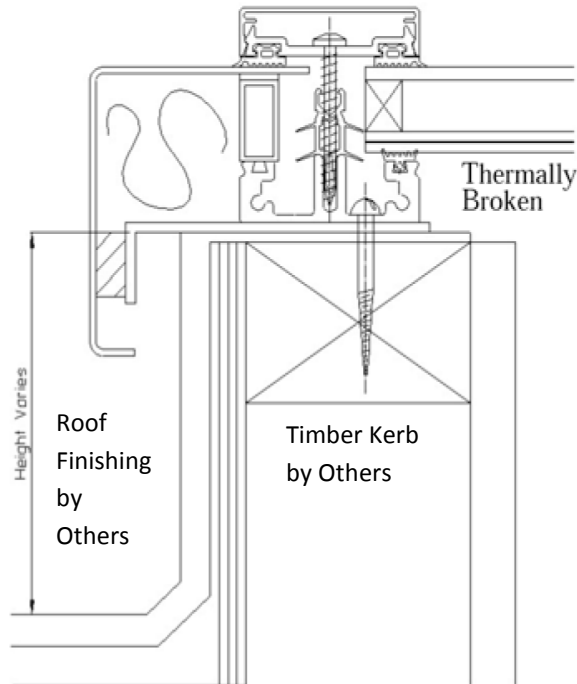
Bespoke Mono Pitch Rooflights are available with glazing bay centres up to 1500mm.

For further information please contact our Sales or Technical Department.

Small Span Mono Pitch

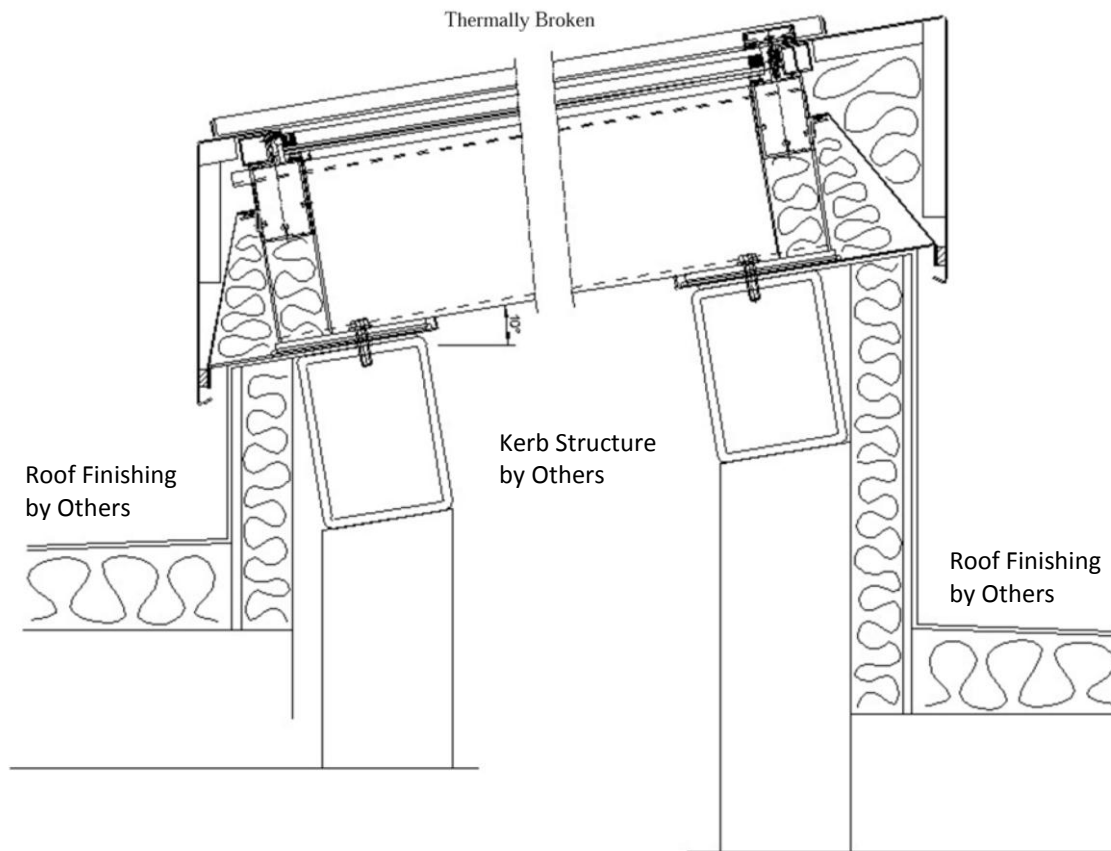


Span Kerb Section View



End Kerb Section View

Large Span Mono Pitch



Typical Kerb Details

As our policy is one of continuous improvement, we reserve the right to change specifications without prior notice. All information, recommendations or advice (written or oral) given by Twinfix is given in good faith and to the best of our knowledge.

©June 2011